

CLADDING SYSTEM



CD60 CLADDING SYSTEM



Installation Guide

- The U28 runners are first fixed to floor and ceilings.
- CD60 Studs are then vertically fixed and aligned at 400 / 600 mm c.c to the wall.
- The gypsum boards, cement boards or acoustic gypsum boards are longitudinally fixed with suitable fasteners to the CD60 at a distance of 250 mm c.c.
- All joints are taped, and jointing compound is applied, Cladding is finished smooth ready for painting.

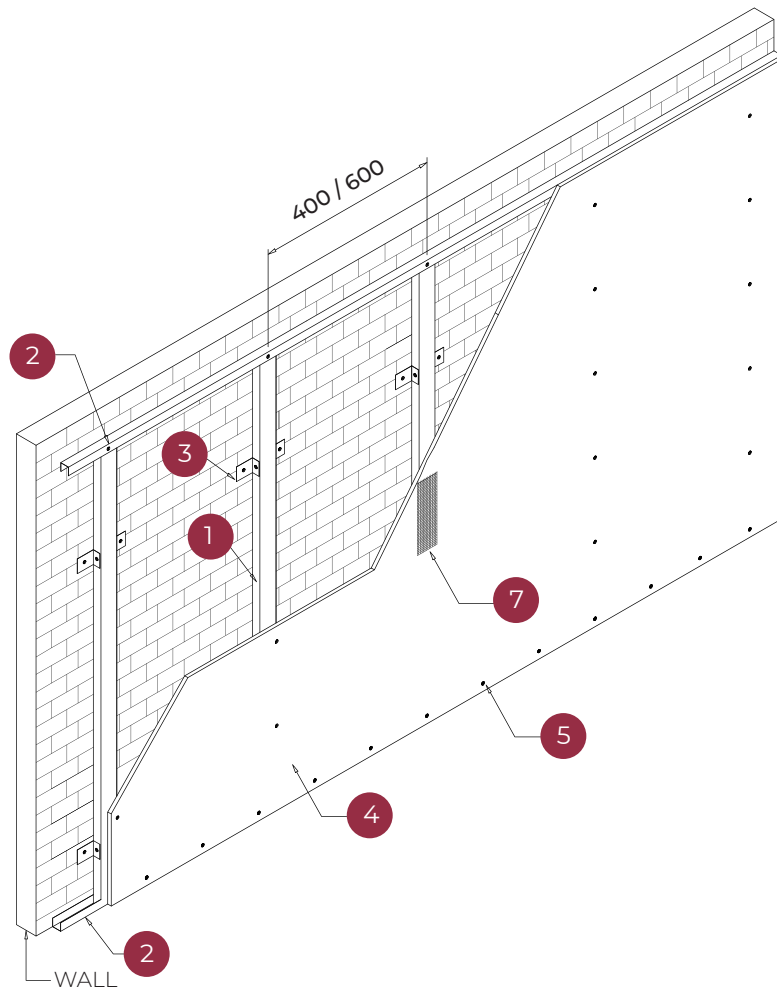
Description

CD60 cladding system is a method of creating false cladding using gypsum boards / cement boards / acoustic gypsum boards to metal structure so as to provide a smooth wall where additional decorations can be applied.

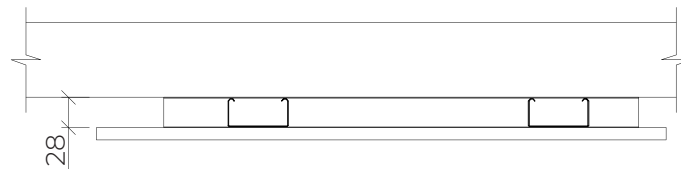
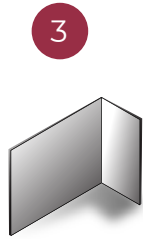
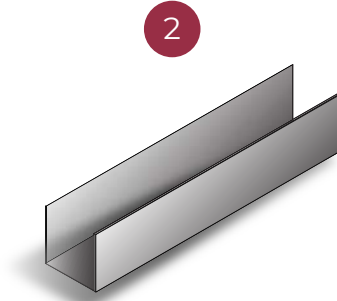
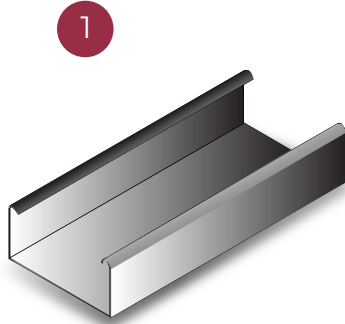
Galvanization coating G40 (Z120). Standard profiles are produced in 3 meter length. Other galvanization coating requirements or lengths can be supplied upon request on minimum ordering quantity.

The system includes CD60, U28, gypsum boards / cement boards / acoustic gypsum boards etc apart from the normal accessories like joint compound fillers, screws, nails etc.

CD60 Cladding System



Item No.	Description
1.	CD60 Stud
2.	U28 Runner
3.	Steel L Bracket
4.	Gypsum / Cement Board / Gypboard Acoustic
5.	Dry Wall Screws
6.	Fisher
7.	Fiber Tape



Profiles	Length (MM)	Dimension (MM)	Thickness (MM)	
			Standard	Special Order
CD60 Stud	3000	60 X 28	0.45	0.50 - 0.70
U28 Runner	3000	28 X 28	0.45	0.50 - 0.70

CD60 CLADDING SYSTEM



CD60 CLADDING SYSTEM



Metal Product Company's quality system for production and development is
ISO 9001, 14001, 45001 Certified.



Metal Product Company many years of experience of the optimal utilization of our
steel production system. We place this know how at the disposal of the building
trade both through our printed information materials and personal advice
given to the major projects



P. O. Box 3973, Safat 13040, State of Kuwait, Tel.: +965 2473 1287 / 2473 1291 / 2473 7916, Fax: +965 2473 7932

Email: sales@mpckw.com / info@mpckw.com

www.mpckw.com