

# CEILING SYSTEMS



# FURRING CEILING SYSTEM



## Description

Furring ceiling systems profiles are manufactured from roll formed hot dipped galvanized steel coils and are available in different sizes and thickness. Our profiles can be assembled on all types of gypsum boards, cement boards & acoustical boards.

The profiles are manufactured from materials that comply with ASTM C 653M. Our finished profiles comply with ASTM C 645.

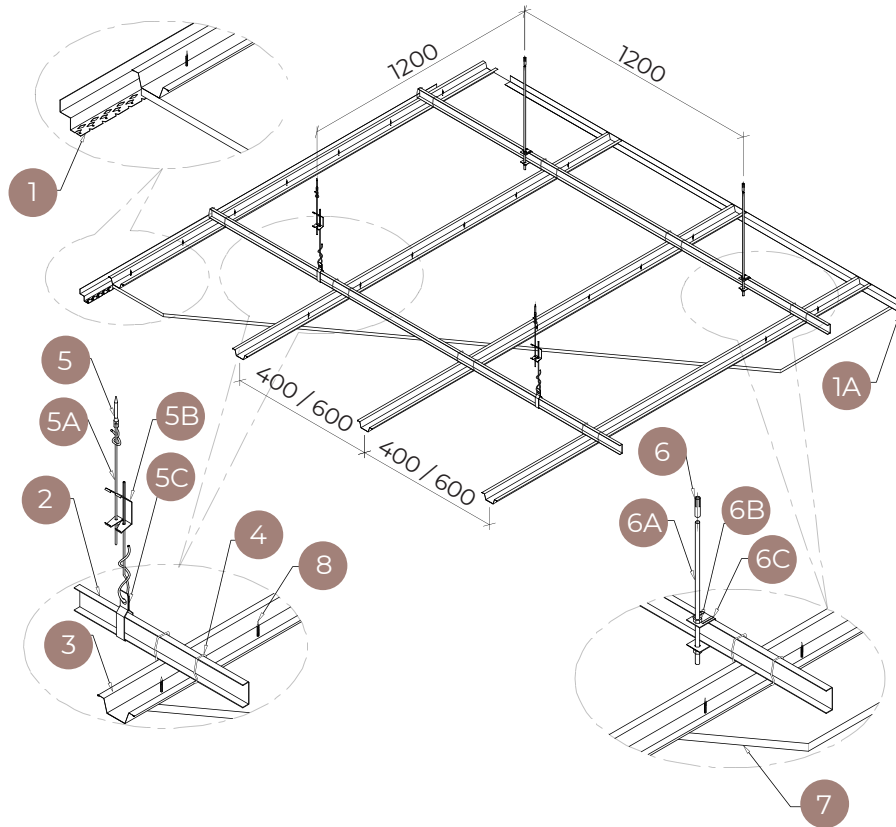
## Installation Guide

- W angle perforated / galvanized angle are first fixed to the required ceiling levels.
- The hangers (seam / rod) are then fixed to the ceiling slabs at 1200mm c.c.
- C channel are then attached to the hangers and aligned to the required ceiling level at 1200mm c.c.
- The furring channels are then clipped to the c channels at 400 / 600mm c.c using furring clips.
- The gypsum boards, cement boards or acoustic gypsum boards are longitudinally fixed with suitable fasteners to the furring channel at a distance of 250 mm c.c.
- All joints are taped, and jointing compound is applied. Ceiling is finished smooth ready for painting.

Galvanization coating (standard G40 (Z120) as per ASTM C 645). Standard profiles are produced in 3 meter length. Other galvanization coating requirements or lengths can be supplied upon request on minimum ordering quantity.

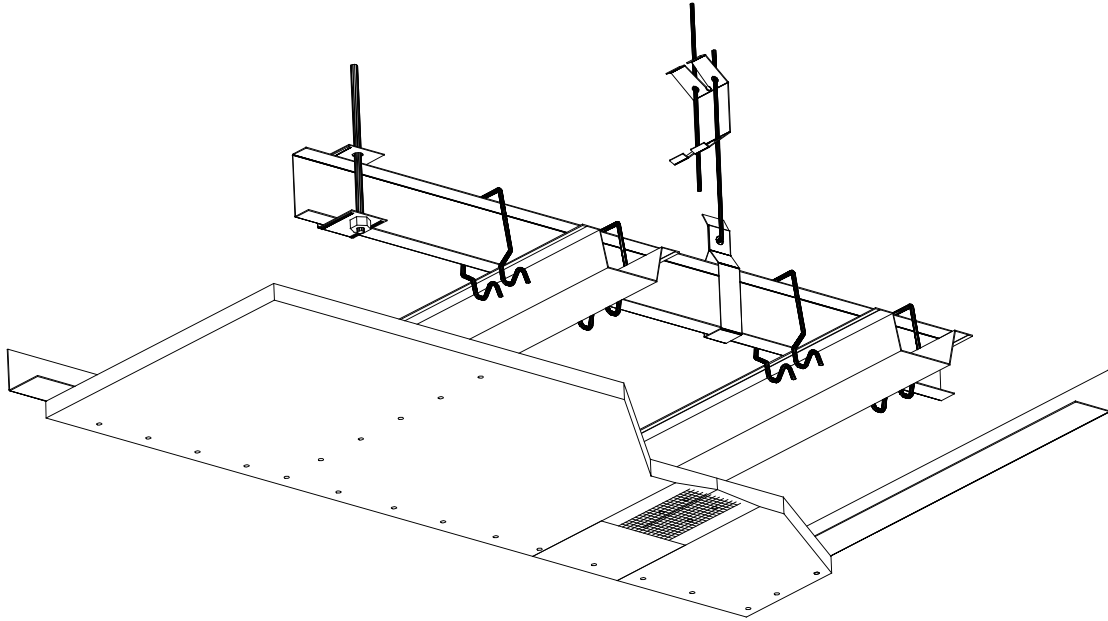
The system includes furring channel, c channel, w angle / galvanized angle, gypsum boards / cement boards / acoustic gypsum boards etc apart from the normal accessories like joint compound fillers, screws, nails etc.

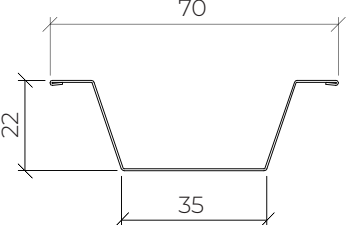
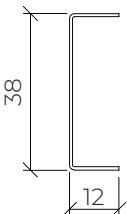
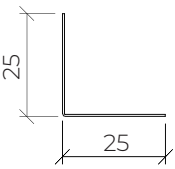
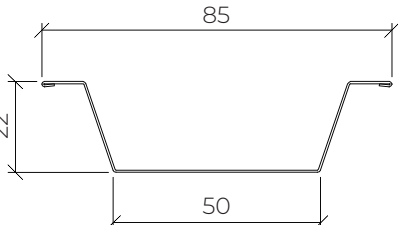
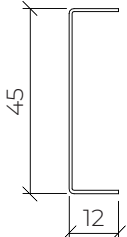
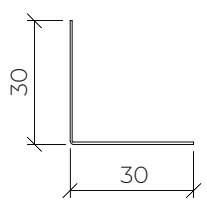
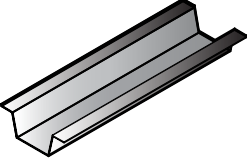
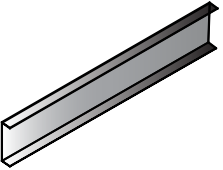
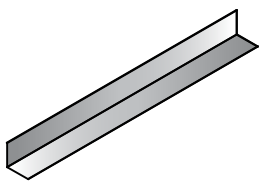
## Furring Ceiling System



Item No.	Description	
1.	W Angle 20 X 20 x 20 x 20 Perforated	
1A.	Galvanized Angle (LT 25 / LT 30)	
2.	C Channel (Main Channel MC 38 / MC 45)	
3.	Furring Channel (FC 35 / FC 50)	
4.	Furring Clip	
5.	Ceiling Nail	Seam System
5A.	Seam	
5B.	Double Spring Clip	
5C.	C Channel Seam Bracket	
6.	Fisher Steel 6MM	Rod System
6A.	Threaded Rod 6MM	
6B.	Nut 6MM	
6C.	C Channel Rod Bracket	
7.	Gypsum / Cement Board / Gypboard Acoustic	
8.	Dry Wall Screws	

# Furring Ceiling Parts & Dimensions



<p>Furring Channel (FC 35)</p> 	<p>C Channel (Main Channel MC 38)</p> 	<p>Gavanized Angle (LT 25)</p> 
<p>Furring Channel (FC 50)</p> 	<p>C Channel (Main Channel MC 45)</p> 	<p>Gavanized Angle (LT 30)</p> 
<p>FC 35 / FC 50</p> 	<p>MC 38 / MC 45</p> 	<p>LT 25 / LT 30</p> 

## FURRING CEILING SYSTEM



Profiles	Length (MM)	Reference	Dimension (MM)	Thickness (MM)	
				Standard	Special Order
Furring Channel	3000	FC 35	70 X 22	0.45	0.50 - 0.90
C Channel		MC 38	38 X 12	0.70	0.80 - 0.90
Galvanized Angle		LT 25	25 X 25	0.45	0.50 - 0.90

Profiles	Length (MM)	Reference	Dimension (MM)	Thickness (MM)	
				Standard	Special Order
Furring Channel	3000	FC 50	85 X 22	0.45 - 0.90	
C Channel		MC 45	45 X 12	0.70 - 0.90	
Galvanized Angle		LT 30	30 X 30	0.45 - 0.90	

# FURRING CEILING SYSTEM



Metal Product Company's quality system for production and development is  
ISO 9001, 14001, 45001 Certified.



Metal Product Company many years of experience of the optimal utilization of our  
steel production system. We place this know how at the disposal of the building  
trade both through our printed information materials and personal advice  
given to the major projects



P. O. Box 3973, Safat 13040, State of Kuwait, Tel.: +965 2473 1287 / 2473 1291 / 2473 7916, Fax: +965 2473 7932

Email: [sales@mpckw.com](mailto:sales@mpckw.com) / [info@mpckw.com](mailto:info@mpckw.com)

[www.mpckw.com](http://www.mpckw.com)